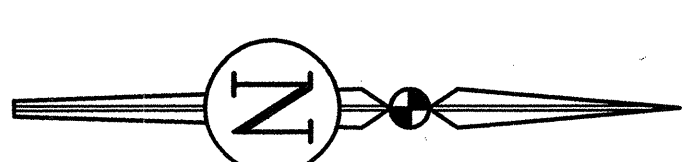
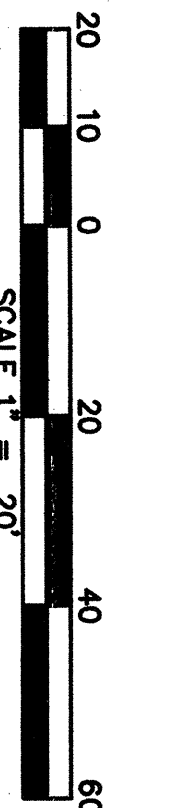


STORM SEWER STRUCTURE SCHEDULE

TYPE C INLET	TYPE C INLET
TOP E.L. = 144.75	TOP E.L. = 144.75
E. INV. E.L. = 142.00	E. INV. E.L. = 142.00
N. INV. E.L. = 150.50	N. INV. E.L. = 150.50
FOOT INLET	FOOT INLET
TOP E.L. = 144.44	TOP E.L. = 144.44
E. INV. E.L. = 144.44	E. INV. E.L. = 144.44
N. INV. E.L. = 143.50	N. INV. E.L. = 143.50
EXISTING MANHOLE	EXISTING MANHOLE
TOP E.L. = 143.50	TOP E.L. = 143.50
E. INV. E.L. = 143.50	E. INV. E.L. = 143.50
N. INV. E.L. = 143.50	N. INV. E.L. = 143.50




RECEIVED
OCT 24 2001
CENTER FOR CONSTRUCTION DOCUMENTS

M.E. RINKER, Sr. HALL

SCHOOL OF BUILDING CONSTRUCTION

UNIVERSITY OF FLORIDA-GAINESVILLE
PROJECT NO. BR-191



ARCHITECT
ORDON COLLABORATIVE/
GOLD EVANS ASSOCIATES

475 TOWN ARCADE
NEW YORK, NY 10017
TEL. 212.681.1988
FAX 212.681.2799

GENERAL CONTRACTOR
GOLD EVANS ASSOCIATES
5405 WEST CORPUS STREET
TAMPA, FL 33607
TEL. 813.286.0779
FAX 813.286.0231

MECHANICAL ENGINEER
LEHR ASSOCIATES
130 WEST 30TH STREET
NEW YORK, NY 10001-4092
TEL. 212.947.0050
FAX 212.947.2059

ELECTRICAL ENGINEER
WALTER, MOORE
201 EAST KENNEDY BOULEVARD
MIAMI, FL 33132
TEL. 305.575.2222
FAX 305.575.2299

CIVIL ENGINEER
BROWN & CALLEN, INC.
3520 NW 43 STREET
GAINESVILLE, FL 32606
TEL. 352.375.8699
FAX 352.375.0833

LANDSCAPE ARCHITECT
MACLEAN DESIGN GROUP, INC.
1843 NW 39 AVENUE
GAINESVILLE, FL 32605
TEL. 352.372.2898
FAX 352.372.8822

GENERAL CONTRACTOR
AUSSEER SILZBECHER STR. 118
GAINESVILLE, FLORIDA
TEL. 352.372.2898
FAX 352.372.2898

THIS DRAWING IS AN INSTRUMENT OF SERVICE AS I AND MY FIRM ARE REGISTERED PROFESSIONAL ENGINEERS AND ARCHITECTS. WE WILL BE RESPONSIBLE FOR THE DESIGN AND CONSTRUCTION OF THE PROJECT SHOWN HEREON UNLESS WE ARE ADVISED IN WRITING BY THE CLIENT THAT WE ARE TO BE RESPONSIBLE FOR OTHER WORK. WE WILL NOT BE RESPONSIBLE FOR ANY OTHER WORK NOT SHOWN HEREON UNLESS WE ARE ADVISED IN WRITING BY THE CLIENT THAT WE ARE TO BE RESPONSIBLE FOR OTHER WORK.

DATE	DESCRIPTION
OCTOBER 23, 2001	SITE/SITE UTILITIES CONSTRUCTION DOCUMENTS
MAY 6, 2001	SITE/SITE UTILITIES CONSTRUCTION DOCUMENTS
MARCH 18, 2001	SITE/SITE UTILITIES CONSTRUCTION DOCUMENTS
MARCH 18, 2001	SITE/SITE UTILITIES CONSTRUCTION DOCUMENTS

DATE: MARCH 2001
SCALE: 1" = 20'
DRAWN BY: DCG/SJ/C
CHECKED BY: C4.0