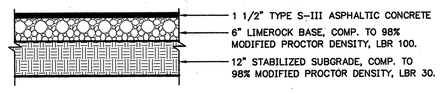

TYPICAL ASPHALT PAVEMENT DETAIL #1 (PARKING LOT)

N.T.S.

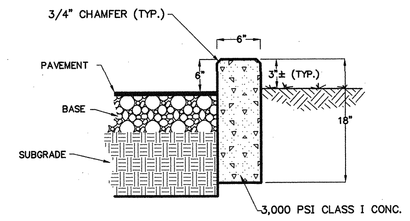

6" STANDARD CURB DETAIL

N.T.S.

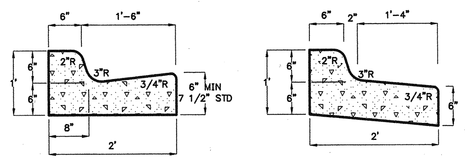

STANDARD SPILL-OUT

NOTE:
WHEN USED ON THE HIGH SIDE OF ROADWAYS, THE CROSS-SLOPE OF THE GUTTER SHALL MATCH THE CROSS-SLOPE OF THE ADJACENT PAVEMENT AND THE THICKNESS OF THE LIP SHALL BE 6", UNLESS OTHERWISE SHOWN ON THE PLANS.

TYPE 'F' CONCRETE CURB AND GUTTER

N.T.S.

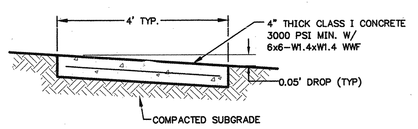

TYPICAL SIDEWALK SECTION IN OPEN AREA

N.T.S.

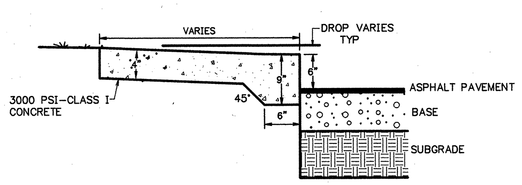

TYPICAL STEP-UP SIDEWALK DETAIL

N.T.S.

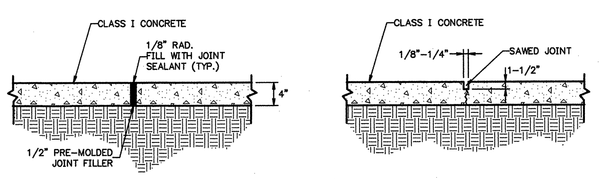

EXPANSION JOINT CONTRACTION (CONTROL) JOINT

CONCRETE JOINT DETAILS

N.T.S.

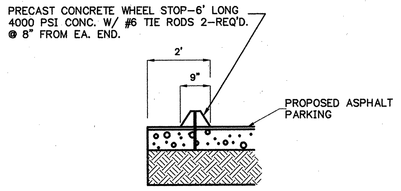

TYPICAL CONCRETE WHEEL STOP DETAIL

N.T.S.

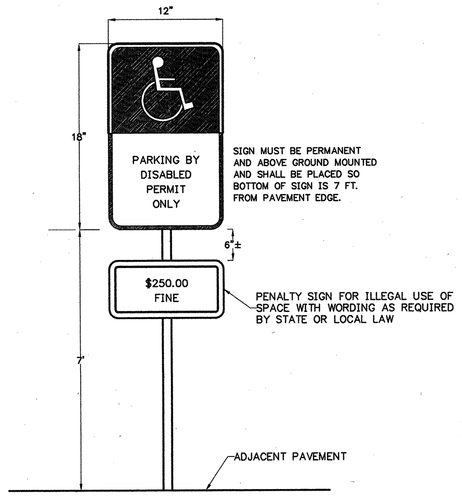

NOTE:
CONTRACTOR TO PROVIDE MOUNTING POLES, BRACKETS AND COMPLETELY INSTALL THESE AND ALL OTHER SIGNS IN ACCORDANCE WITH M.U.T.C.D. AND F.D.O.T. STANDARDS (PER DESIGN DRAWINGS).

DISABLED PARKING SPACE SIGN DETAIL

N.T.S. FDOT INDEX 17355 – TYPE FTP-25

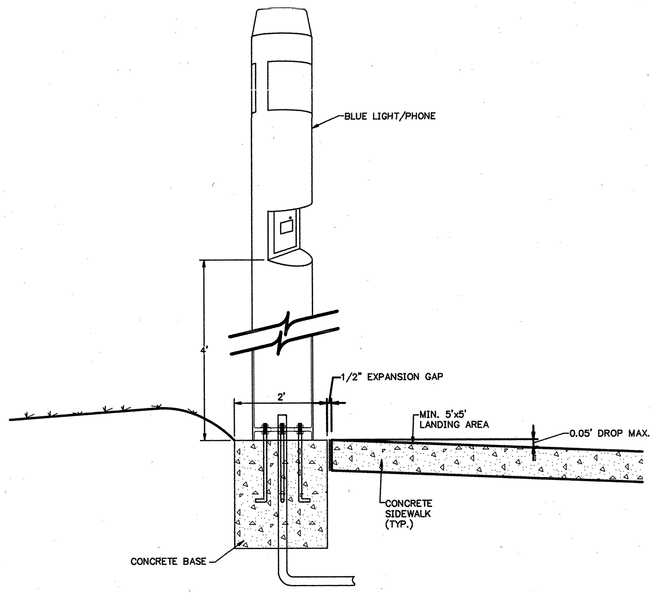

BLUE LIGHT EMERGENCY PHONE DETAIL

N.T.S.

NOTE: USE 4" TO 6" WIDE WHITE STRIPE (THERMOPLASTIC IS TYPICAL FOR PARKING GARAGES, LATEX PAINT IS TYPICAL FOR SURFACE LOTS AND ON-STREET PARKING).

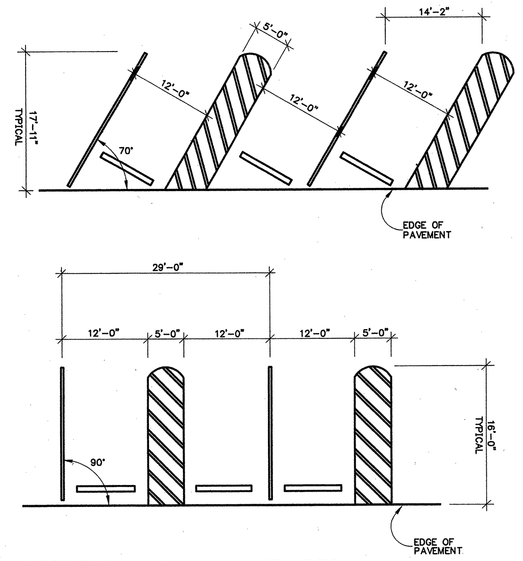

ACCESSIBLE PARKING SPACES

SCALE: NONE

UNIVERSITY OF FLORIDA PHYSICAL PLANT DIVISION ARCHITECTURE/ENGINEERING	DRAWING TITLE: ACCESSIBLE PARKING SPACES	DATE: JUNE '99	
	PROJECT: UF CONSTRUCTION STANDARDS	DRAWING NAME: 02500-B	

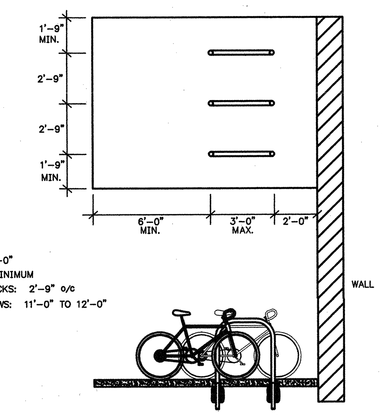

DISTANCE TO WALL: 2'-0"
WALK SPACE: 6'-0" MINIMUM
DISTANCE BETWEEN RACKS: 2'-9" o/c
DISTANCE BETWEEN ROWS: 11'-0" TO 12'-0"

BICYCLE RACK PLACEMENT

SCALE: NONE

UNIVERSITY OF FLORIDA PHYSICAL PLANT DIVISION ARCHITECTURE/ENGINEERING	DRAWING TITLE: BIKE RACK PLAN (NEXT TO BUILDING / WALL)	DATE: APRIL '98	
	PROJECT: UF CONSTRUCTION STANDARDS	DRAWING NAME: 02840-C	



SANITARY SEWER PROFILE

SCALE: HORIZONTAL 1"=10'
VERTICAL 1"=2'

RECEIVED
OCT 24 2001
CONTRX MOONEY
UF - RINKER HALL

M.E. RINKER, SR. SCHOOL OF BUILDING CONSTRUCTION

M.E. RINKER, Sr. HALL
SCHOOL OF BUILDING CONSTRUCTION

UNIVERSITY OF FLORIDA-GAINESVILLE
PROJECT NO. BR-191

ARCHITECTS
CROXTON COLLABORATIVE/
GOULD EVANS ASSOCIATES

CROXTON COLLABORATIVE ARCHITECTS
475 FIFTH AVENUE
NEW YORK, NY 10017
TEL 212.683.1998
FAX 212.683.2799

GOULD EVANS ASSOCIATES
5405 WEST CYPRESS STREET
TAMPA, FL 33607
TEL 813.288.0729
FAX 813.288.0231

MECHANICAL ENGINEERS
LEHR ASSOCIATES
130 WEST 30TH STREET
NEW YORK, NY 10001-4092
TEL 212.947.8050
FAX 212.967.2059

STRUCTURAL ENGINEERS
WALTER P. MOORE
201 EAST KENNEDY BOULEVARD
TAMPA, FL 33602
TEL 813.221.2424
FAX 813.221.2289

CIVIL ENGINEERS
BROWN & CULLEN, INC.
3530 NW 43 STREET
GAINESVILLE, FL 32605
TEL 352.375.8999
FAX 352.375.0833 STUART L. CULLEN, P.E. 51337

LANDSCAPE ENGINEERS
McCLAIN DESIGN GROUP, INC.
1843 NW 39 DRIVE
GAINESVILLE, FL 32605
TEL 352.372.2808
FAX 352.372.6622

CONSULTANT
SEEGY-BISCH
AUSSERE SULZBACHER STR. 118
NURNBERG, GERMANY
TEL 0911/59 90 99
FAX 0911/59 98 05

THIS DRAWING, AS AN INSTRUMENT OF SERVICE, IS AND SHALL REMAIN, PROPERTY OF CROXTON COLLABORATIVE ARCHITECTS. THIS DRAWING SHALL NOT BE REPRODUCED, PUBLISHED, USED ON OTHER PROJECTS, USED FOR ADDITIONS, OR USED IN COMPLETION OF THIS PROJECT BY OTHERS EXCEPT BY AGREEMENT IN WRITING. ©2001 CROXTON COLLABORATIVE ARCHITECTS/ GOULD EVANS ASSOCIATES.

SITE/SITE UTILITIES ADDENDUM	OCTOBER 23, 2001
SITE/SITE UTILITIES CONSTRUCTION DOCUMENTS	JULY 6, 2001
100% DD	MARCH 16, 2001

NO.	ISSUE/REVISION	DATE

SITE/ SITE UTILITIES CONSTRUCTION DOCUMENTS

DRAWING NAME
CIVIL DETAILS & NOTES

DATE MARCH, 2001
SCALE 1" = 20'
DRAWN BY/CHECKED BY D.C.G./S.I.C.
DRAWING NUMBER C6.0

Oct 23, 2001 – 15:54:28 – Derek – C:\Bld\1100002-Rinker Building\ – 1100201.dwg