
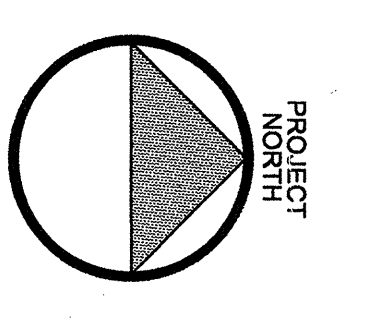


NOTE:
 1. DRAINAGE UTILITIES SHOWN ON THIS DRAWING ARE TO BE INSTALLED IN ACCORDANCE WITH THE CITY OF GAINESVILLE, FLORIDA, DEPARTMENT OF PUBLIC WORKS, DIVISION OF WATER UTILITIES, STANDARD SPECIFICATIONS FOR WATER UTILITIES, LATEST EDITION.
 2. COORDINATE EXISTING LOCATIONS AND INVERT ELEVATIONS OF ALL SERVICES WITH STRUCTURAL DRAWINGS.

SYMBOL LIST

- WM — EXISTING WATER MAIN
- SS — EXISTING SANITARY SEWER
- G — EXISTING GAS MAIN
- SM — EXISTING STEAM MAIN
- CSM — EXISTING CHILLED WATER SUPPLY
- CDM — EXISTING CONDENSATE WATER RETURN
- DWS — NEW DOMESTIC WATER SERVICE
- F — NEW FIRE SERVICE
- NS — NEW SANITARY SEWER
- NSR — NEW STORM SEWER
- NCWR — NEW CHILD WATER RETURN
- NCWS — NEW CHILD WATER SUPPLY
- NSM — NEW STEAM MAIN
- NC — NEW CONDENSATE
- HC — HOUSE TRAP IN PIT
- VB — VALVE & VALVE BOX
- E — ELECTRIC
- T — TELEPHONE
- IN — INVERT ELEVATION
- MH — MANHOLE
- TR — TRUST BLOCK
- WH — WALL
- WH-D — WALL DRAIN
- EXP — EXPANSION JOINT



M.E. RINKER, Sr. HALL
SCHOOL OF BUILDING CONSTRUCTION

UNIVERSITY OF FLORIDA-GAINESVILLE
 PROJECT NO. BR-191

ARCHITECTS
**OROTON COLLABORATIVE/
 GOULD EVANS ASSOCIATES**

475 FIFTH AVENUE
 NEW YORK, NY 10017
 TEL: 212-683-1998
 FAX: 212-683-1799

GOULD EVANS ASSOCIATES
 5405 WEST CHICKS STREET
 TAMPA, FL 33607
 TEL: 813-288-8229
 FAX: 813-288-8229

LEHR ASSOCIATES
 130 WEST 30TH STREET
 NEW YORK, NY 10011-4022
 TEL: 212-512-2000
 FAX: 212-512-2059

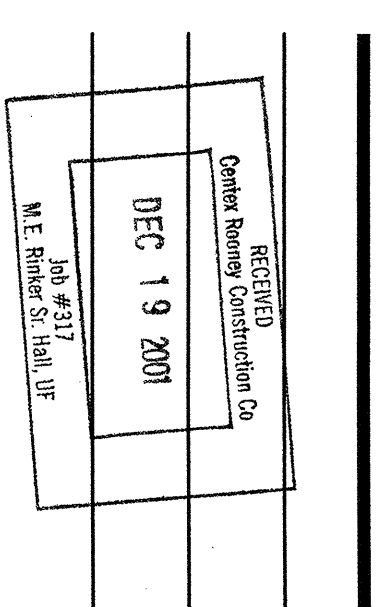
WALTER P. MOORE
 291 COTY CENTER/ BOULEVARD
 TAMPA, FL 33602
 TEL: 813-281-2464
 FAX: 813-281-2899

BROWN & CALLEN, INC.
 2520 NW 43 STREET
 GAINESVILLE, FL 32605
 TEL: 352-378-9999
 FAX: 352-378-9933

MCCLAIN DESIGN GROUP, INC.
 1845 NW 39 DRIVE
 GAINESVILLE, FL 32605
 TEL: 352-378-8822
 FAX: 352-378-8822

SEEBY/ARSH
 ADDRESS: 617-24-2831 S.W. 138
 BUSINESS CENTER
 TEL: 951/29 90 99
 FAX: 951/29 98 05

THIS DRAWING IS AN INSTRUMENT OF SERVICE, AND SHALL REMAIN THE PROPERTY OF THE ARCHITECT. NO PART OF THIS DRAWING IS TO BE REPRODUCED OR TRANSMITTED IN ANY FORM OR BY ANY MEANS, ELECTRONIC OR MECHANICAL, INCLUDING PHOTOCOPYING, RECORDING, OR BY ANY INFORMATION STORAGE AND RETRIEVAL SYSTEM, WITHOUT THE WRITTEN PERMISSION OF THE ARCHITECT.



100% CONSTRUCTION DOCUMENTS

SITE UTILITY PLAN

DATE: 11/21/01
 SCALE: 1"=20'
SU-2
 DRAWN BY: D.C.G./S.I.C.