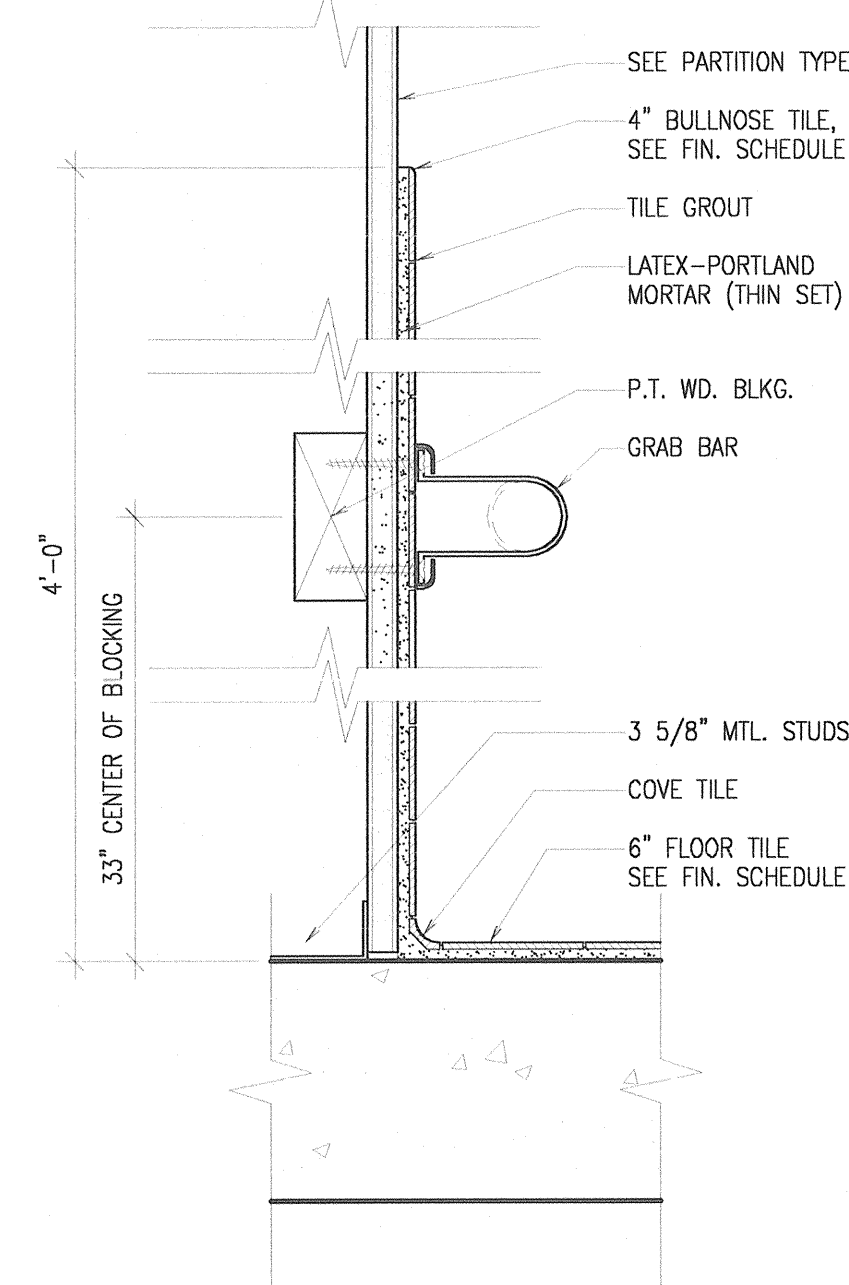
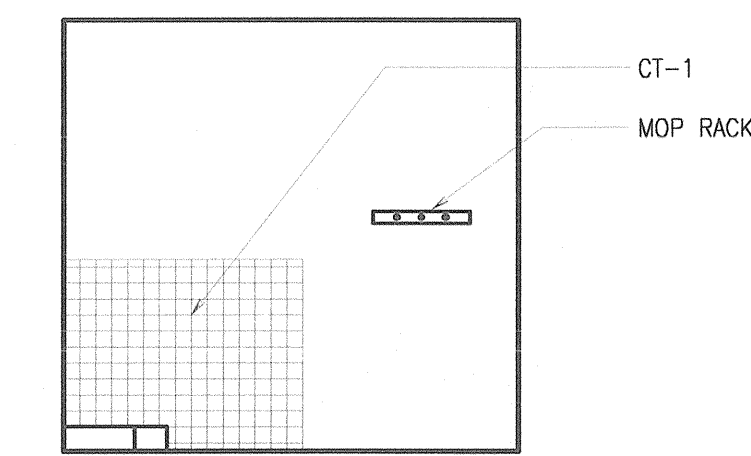


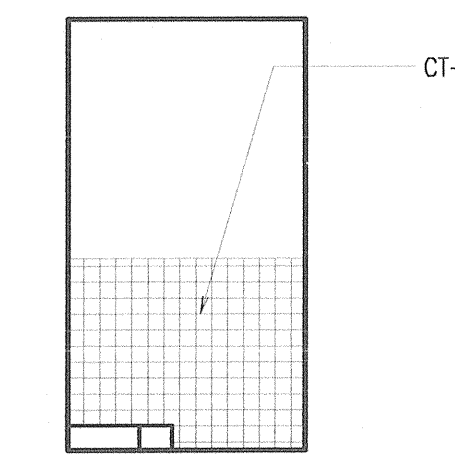
16 SHOWER DETAIL
3" = 1'-0"



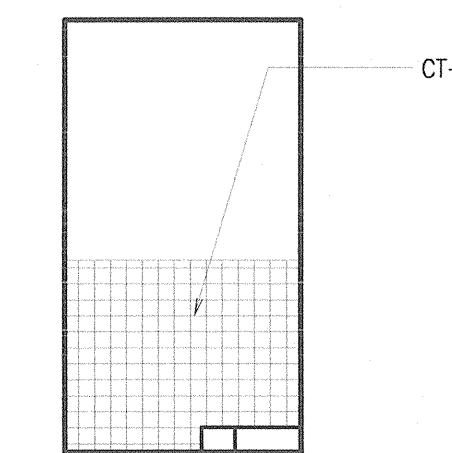
15 RESTROOM WALL DETAIL
1 1/2" = 1'-0"



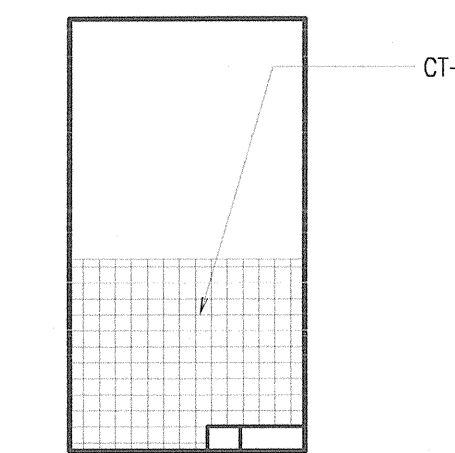
14 JANITORS CLOSET 0345A - EAST ELEV
1/4" = 1'-0"



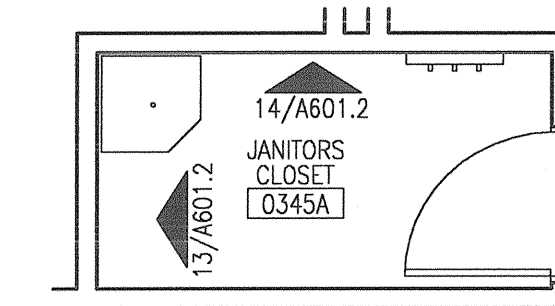
11 JANITORS CLOSET 0205 - EAST ELEV
1/4" = 1'-0"



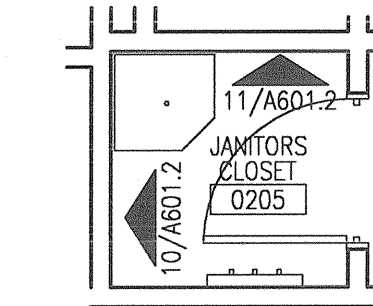
13 JANITORS CLOSET 0345A - NORTH ELEV
1/4" = 1'-0"



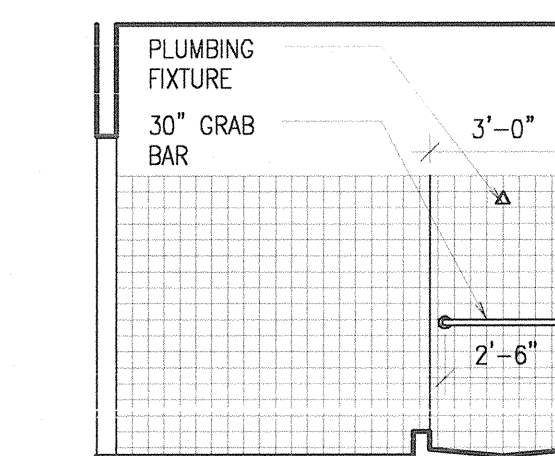
10 JANITORS CLOSET 0205 - NORTH ELEV
1/4" = 1'-0"



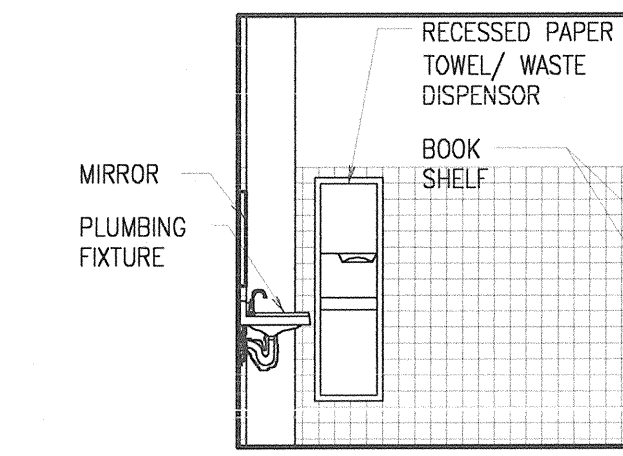
12 JANITORS CLOSET 0345A ENLG PLAN
1/4" = 1'-0"



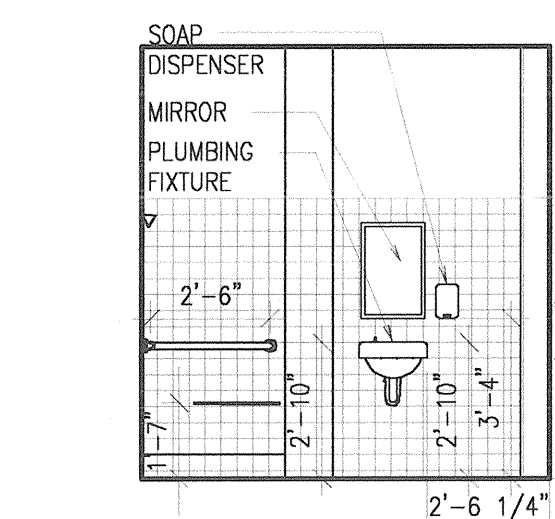
9 JANITORS CLOSET 0205 ENLG PLAN
1/4" = 1'-0"



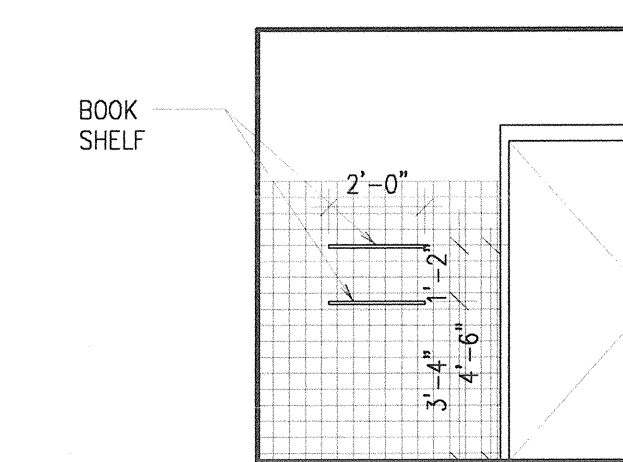
5 SHOWER S1988 - EAST ELEV
1/4" = 1'-0"



4 SHOWER S1988 - WEST ELEV
1/4" = 1'-0"

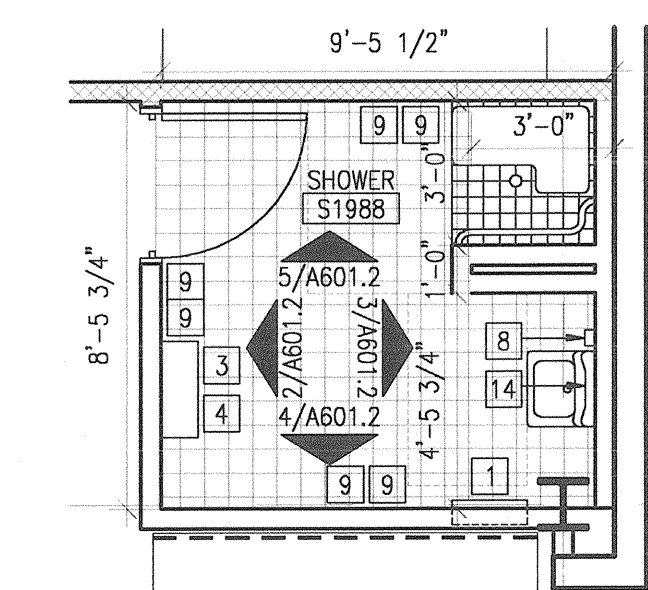


3 SHOWER S1988 - SOUTH ELEV
1/4" = 1'-0"

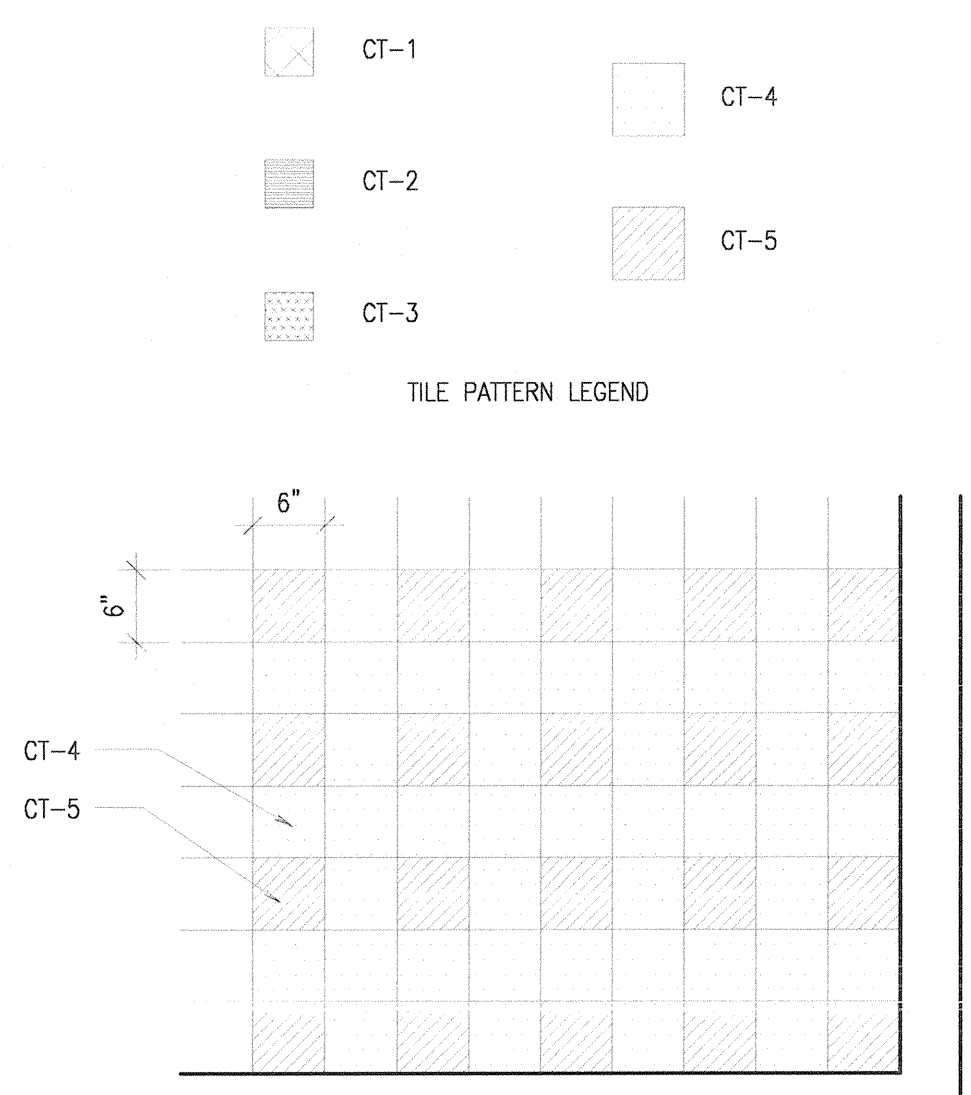


2 SHOWER S1988 - NORTH ELEV
1/4" = 1'-0"

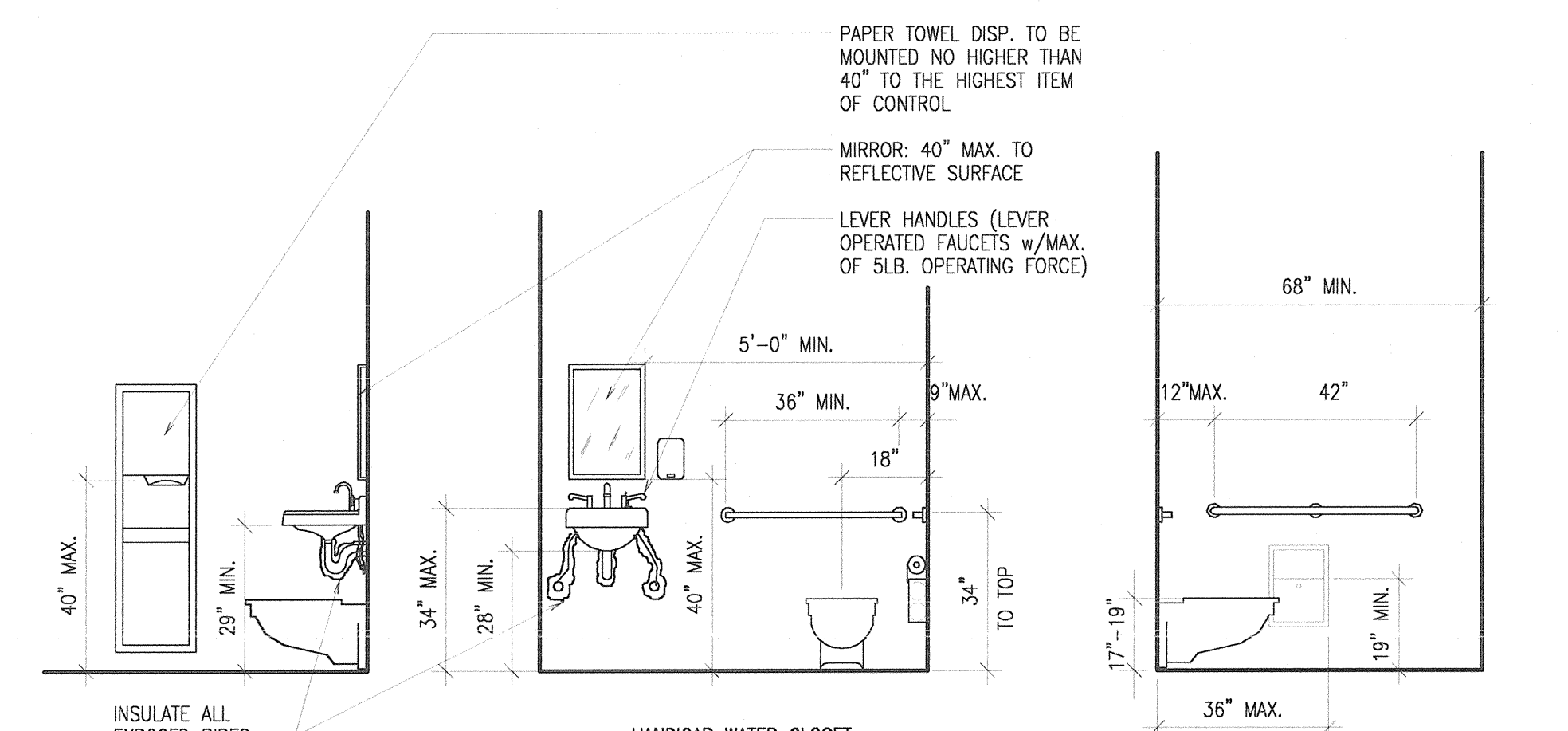
- ACCESSORIES LEGEND
- 1 RECESSED PAPER TOWEL DISPENSER/ WASTE RECEPTACLE
 - 2 TOILET TISSUE DISPENSER
 - 3 BOOK SHELF
 - 4 UTILITY SHELF
 - 5 36" L. GRAB BAR
 - 6 42" L. GRAB BAR
 - 7 MIRROR
 - 8 SOAP DISPENSER
 - 9 COAT HOOK
 - 10 SANITARY NAPKIN DISPOSAL
 - 11 TOILET STALL PARTITION
 - 12 URINAL SCREEN
 - 13 MOP HANGER
 - 14 ADA COMPLIANT MIRROR
 - 15 2'-0" x 6'-0" MIRROR
 - 16 RECESSED FEMININE NAPKIN/ TAMPON VENDOR



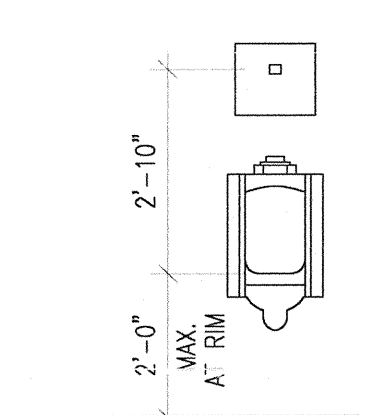
1 SHOWER S1988 ENLG PLAN
1/4" = 1'-0"



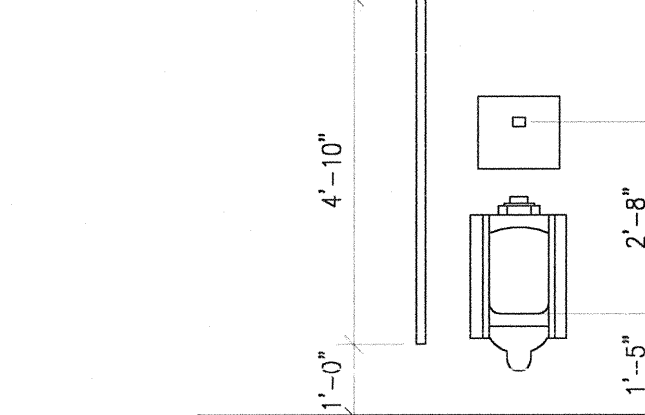
8 TILE PATTERN FOR BATHROOM FLOOR, TYP.
3/4" = 1'-0"



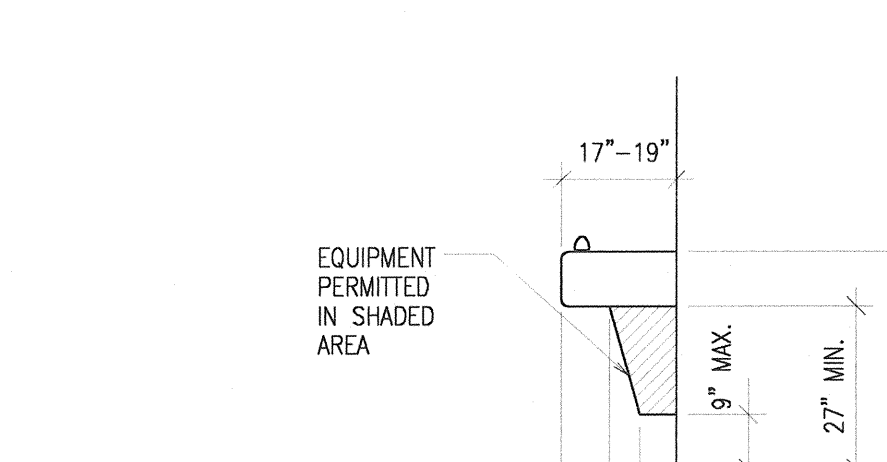
HANDICAP WATER CLOSET



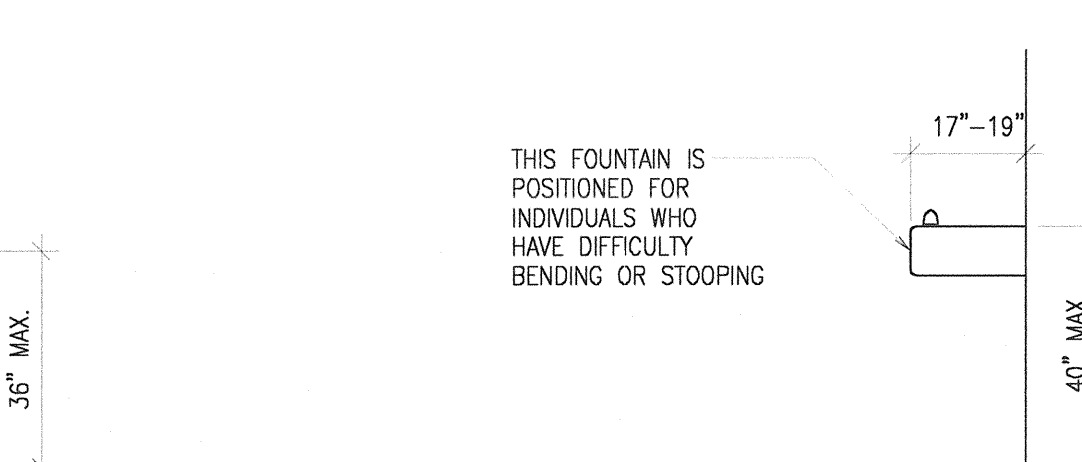
TYPICAL URINAL



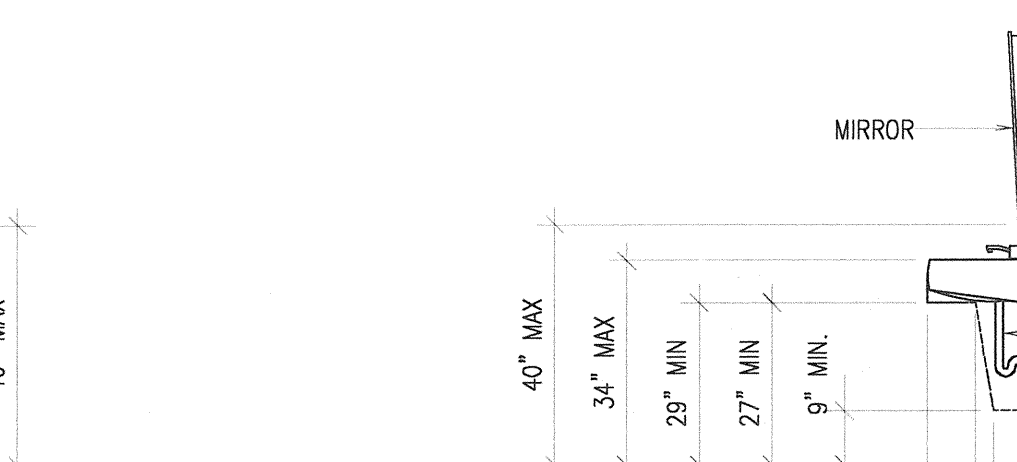
HANDICAP URINAL



DRINKING FOUNTAINS & WATER COOLERS

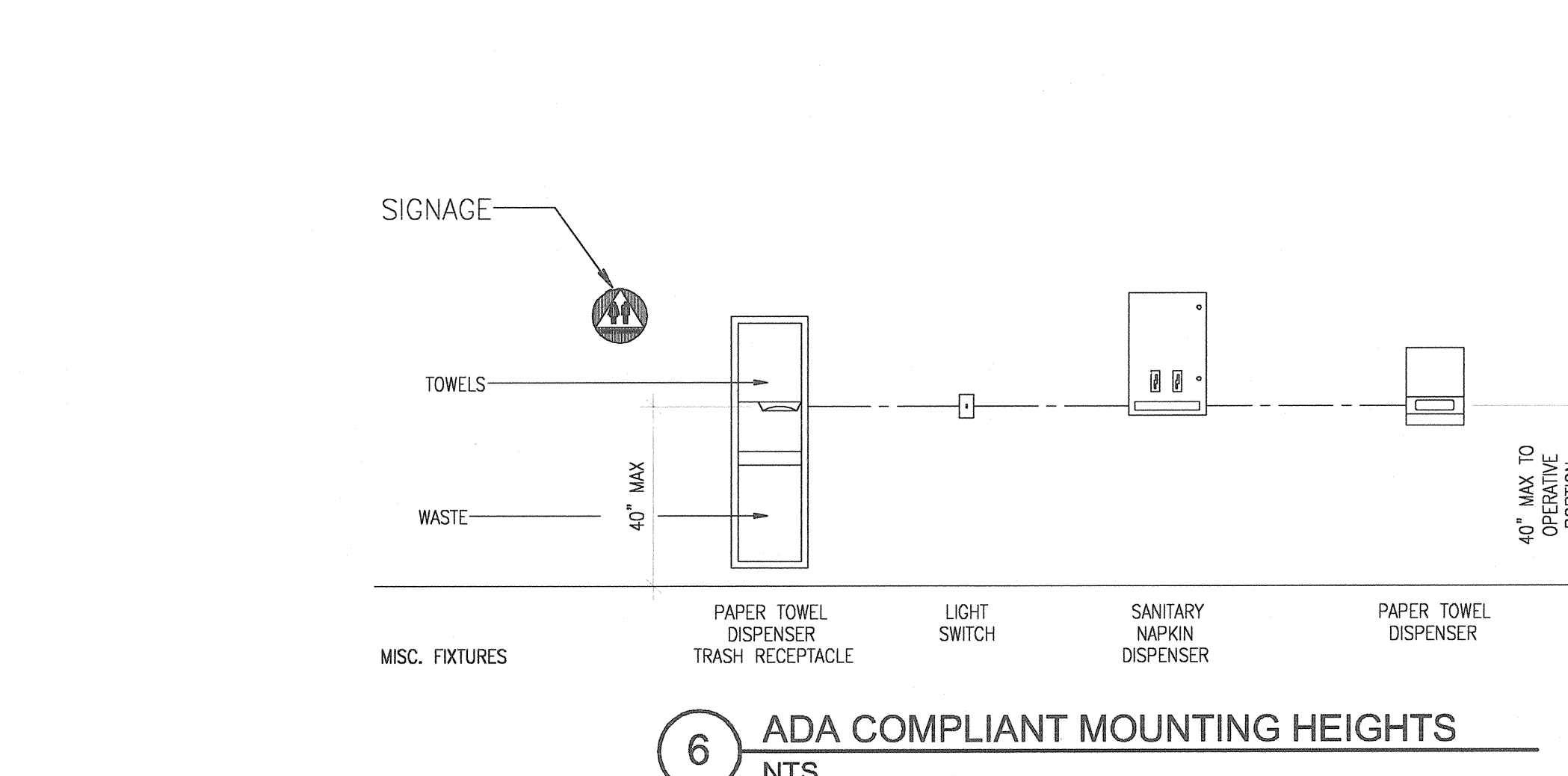


STANDARD HEIGHT DRINKING FOUNTAINS & WATER COOLERS

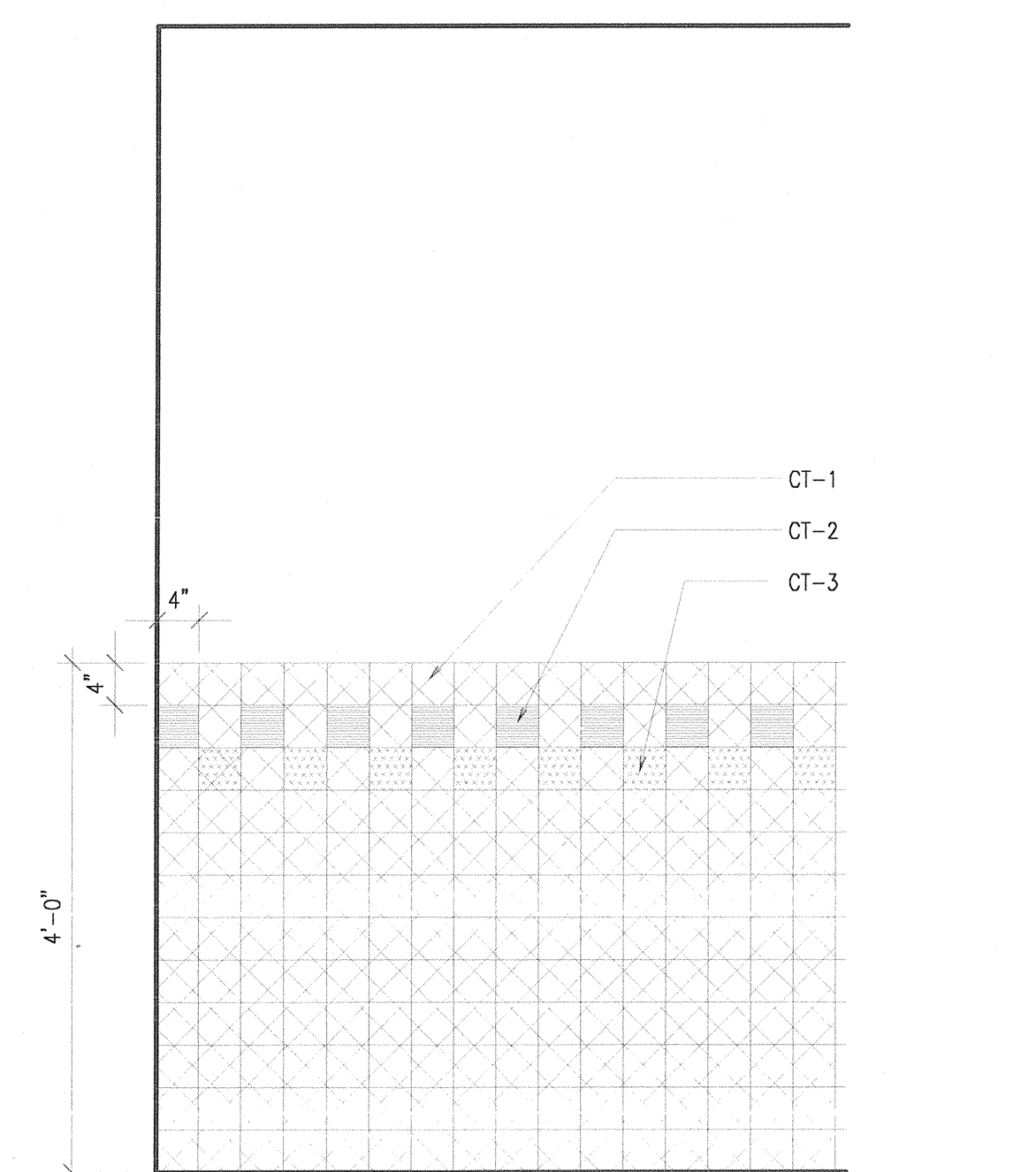


LAVATORY CLEARANCES

- ADA MOUNTING HEIGHTS:
- MIRROR 40" A.F.F. HIGH TO BASE
 - TOWEL DISPENSER OPERABLE PARTS WITHIN 40" A.F.F.
 - FEMININE NAPKIN DISPENSER OPERABLE PARTS WITHIN 40" A.F.F.
 - TOILET SEAT COVER DISPENSER OPERABLE PARTS WITHIN 40" A.F.F.
 - DRINKING FOUNTAINS 27" CLEAR (MIN.) WITH BUBBLER 36" (MAX.) A.F.F.
 - TOILETS 17"-19" A.F.F. TO TOP OF SEAT
 - URINALS 17" MAX. A.F.F. TO LIP
 - LAVATORY 27" CLEAR, 34" (MAX.) A.F.F. LOCATED ON THE WALL WITHIN 12" DISPENSERS THAT CONTROL DELIVERY OR THAT DO NOT PERMIT CONTINUOUS PAPER FLOW SHALL NOT BE USED.
 - HC SINKS 34" A.F.F.
 - GRABBARS 33" TO CENTER A.F.F.



6 ADA COMPLIANT MOUNTING HEIGHTS
NTS



7 TILE PATTERN FOR RESTROOM WALL, TYP.
3/4" = 1'-0"



M.E. RINKER, Sr. HALL
SCHOOL OF BUILDING CONSTRUCTION
UNIVERSITY OF FLORIDA-GAINESVILLE
PROJECT NO. BR-191

ARCHITECTS
CROXTON COLLABORATIVE/
GOULD EVANS ASSOCIATES
CROXTON COLLABORATIVE ARCHITECTS
475 FIFTH AVENUE
NEW YORK, NY 10017
TEL 212.683.1998
FAX 212.683.2799
GOULD EVANS ASSOCIATES
5405 WEST CYPRESS STREET
TAMPA, FL 33607
TEL 813.288.0729
FAX 813.288.0231
MECHANICAL ENGINEERS
LEHR ASSOCIATES
130 WEST 30TH STREET
NEW YORK, NY 10001-4092
TEL 212.847.8050
FAX 212.967.2059
STRUCTURAL ENGINEERS
WALTER P. MOORE
201 EAST KENNEDY BOULEVARD
TAMPA, FL 33602
TEL 813.221.2424
FAX 813.221.2289
CIVIL ENGINEERS
BROWN & CULLEN, INC.
3530 NW 43 STREET
GAINESVILLE, FL 32605
TEL 352.375.8999
FAX 352.375.0833
LANDSCAPE ENGINEERS
McCLAIN DESIGN GROUP, INC.
1843 NW 39 DRIVE
GAINESVILLE, FL 32605
TEL 352.372.2808
FAX 352.372.6622
CONSULTANT
SEEGY-BISCH
AUSSERE SULZBACHER STR. 118
NURNBERG, GERMANY
TEL 0911/59 90 99
FAX 0911/59 98 05

THIS DRAWING, AS AN INSTRUMENT OF SERVICE, IS AND SHALL REMAIN PROPERTY OF CROXTON COLLABORATIVE ARCHITECTS. THIS DRAWING SHALL NOT BE REPRODUCED, PUBLISHED, USED ON OTHER PROJECTS, USED FOR ADDITIONS, OR USED IN COMPLETION OF THIS PROJECT BY OTHERS EXCEPT BY AGREEMENT IN WRITING.
© 2001 CROXTON COLLABORATIVE ARCHITECTS/ GOULD EVANS ASSOCIATES

100% CONSTRUCTION DOCUMENTS
DRAWING NAME
ENLARGED SHOWER PLANS & ELEVATIONS CODE REQUIREMENTS
DATE 11/21/01 DRAWING NUMBER
SCALE 1/4" = 1'-0" A601.2
DRAWN BY/CHECKED BY MM/JRae