

M.E. RINKER, Sr. HALL
SCHOOL OF BUILDING CONSTRUCTION

UNIVERSITY OF FLORIDA-GAINESVILLE
PROJECT NO. BR-191

ARCHITECTS
**CROXTON COLLABORATIVE/
GOULD EVANS ASSOCIATES**
CROXTON COLLABORATIVE ARCHITECTS
475 FIFTH AVENUE
NEW YORK, NY 10017
TEL 212-683-1996
FAX 212-683-2799

GOULD EVANS ASSOCIATES
5405 WEST CYPRESS STREET
TAMPA, FL 33607
TEL 813-288-0729
FAX 813-288-0231

MECHANICAL ENGINEERS
LEHR ASSOCIATES
130 WEST 30TH STREET
NEW YORK, NY 10001-4092
TEL 212-947-2050
FAX 212-967-2059

STRUCTURAL ENGINEERS
WALTER P. MOORE
201 EAST KENNEDY BOULEVARD
TAMPA, FL 33602
TEL 813-221-2424
FAX 813-221-2289

CIVIL ENGINEERS
BROWN & CULLEN, INC.
3530 NW 43 STREET
GAINESVILLE, FL 32605
TEL 352-375-8999
FAX 352-375-0833

LANDSCAPE ARCHITECTS
McCLAIN DESIGN GROUP, INC.
1843 NW 39 DRIVE
GAINESVILLE, FL 32605
TEL 352-372-2888
FAX 352-372-6622


CONSULTANT
SEEGY-BISCH
AUSSERE SULZBACHER STR. 118
MUNSTER, GERMANY
TEL 051/59 99 99
FAX 051/59 99 05

THIS DRAWING, AS AN INSTRUMENT OF SERVICE, IS AND SHALL REMAIN PROPERTY OF CROXTON COLLABORATIVE ARCHITECTS. THIS DRAWING SHALL NOT BE REPRODUCED, PUBLISHED, USED IN OTHER PROJECTS, USED FOR ADVERTISEMENTS, OR USED IN CONNECTION OF THIS PROJECT BY OTHERS EXCEPT BY AGREEMENT IN WRITING. ©2001 CROXTON COLLABORATIVE ARCHITECTS/GOULD EVANS ASSOCIATES.

100% CONSTRUCTION DOCUMENTS

**ELECTRICAL
MECH. ROOM AND FIRST
FLOOR LIGHTING PLAN**

DATE 07/06/01
SCALE 1/8"=1'-0"
DRAWN BY/CHECKED BY NA/JH
E102L



- 1. REFER TO DWG. E-1 FOR SYMBOL, LIST, ABBREVIATIONS AND FA SYSTEM SYMBOL.
- 2. REFER TO DWG. E-2 FOR ELECTRICAL SPECIFICATIONS.

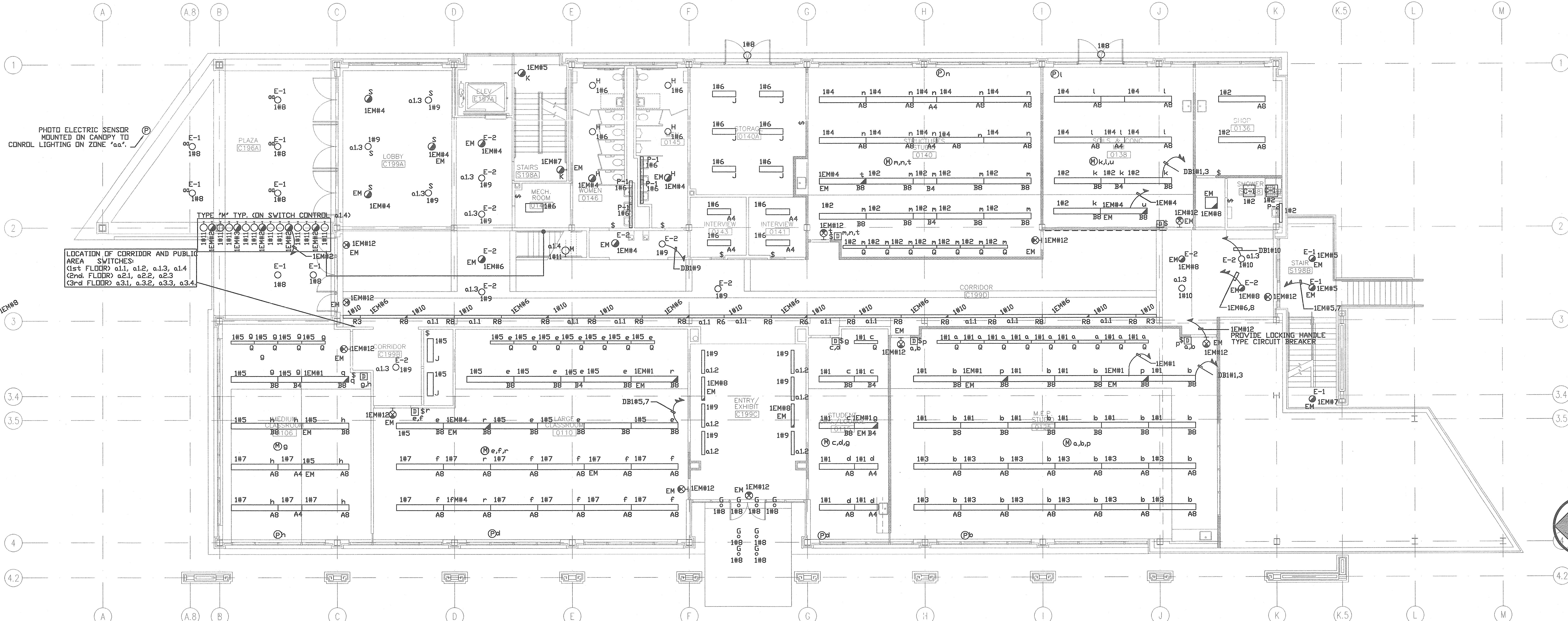
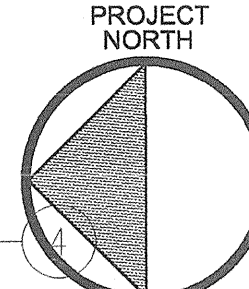


PHOTO ELECTRIC SENSOR MOUNTED ON CANOPY TO CONTROL LIGHTING ON ZONE "aa".

TYPE "M" TYP. ON SWITCH CONTROL

LOCATION OF CORRIDOR AND PUBLIC AREA SWITCHES:
(1st FLOOR) a1.1, a1.2, a1.3, a1.4
(2nd FLOOR) a2.1, a2.2, a2.3
(3rd FLOOR) a3.1, a3.2, a3.3, a3.4



CA:\440\ELEC\440E102L_17.dwg New 16, 2001 - 09:44:43 mml/bde